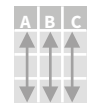


Data Transformation with dplyr : : CHEAT SHEET



dplyr functions work with pipes and expect **tidy data**. In tidy data:



&



pipes

Each **variable** is in its own **column**

Each **observation**, or **case**, is in its own **row**

$x \%>\% f(y)$ becomes $f(x, y)$

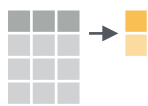
Summarise Cases

These apply **summary functions** to columns to create a new table of summary statistics. Summary functions take vectors as input and return one value (see back).

summary function



summarise(.data, ...)
Compute table of summaries.
summarise(mtcars, avg = mean(mpg))



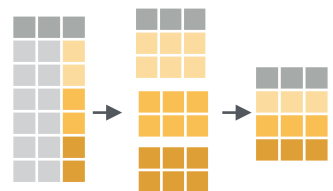
count(x, ..., wt = NULL, sort = FALSE)
Count number of rows in each group defined by the variables in ... Also **tally()**.
count(iris, Species)

VARIATIONS

summarise_all() - Apply funs to every column.
summarise_at() - Apply funs to specific columns.
summarise_if() - Apply funs to all cols of one type.

Group Cases

Use **group_by()** to create a "grouped" copy of a table. dplyr functions will manipulate each "group" separately and then combine the results.



*mtcars %>%
group_by(cyl) %>%
summarise(avg = mean(mpg))*

group_by(.data, ..., add = FALSE)
Returns copy of table grouped by ...
g_iris <- group_by(iris, Species)

ungroup(x, ...)
Returns ungrouped copy of table.
ungroup(g_iris)

Manipulate Cases

EXTRACT CASES

Row functions return a subset of rows as a new table.



filter(.data, ...) Extract rows that meet logical criteria. *filter(iris, Sepal.Length > 7)*



distinct(.data, ..., .keep_all = FALSE) Remove rows with duplicate values.
distinct(iris, Species)



sample_frac(tbl, size = 1, replace = FALSE, weight = NULL, .env = parent.frame()) Randomly select fraction of rows.
sample_frac(iris, 0.5, replace = TRUE)



sample_n(tbl, size, replace = FALSE, weight = NULL, .env = parent.frame()) Randomly select size rows. *sample_n(iris, 10, replace = TRUE)*



slice(.data, ...) Select rows by position.
slice(iris, 10:15)



top_n(x, n, wt) Select and order top n entries (by group if grouped data). *top_n(iris, 5, Sepal.Width)*

Logical and boolean operators to use with filter()

<	<=	is.na()	%in%		xor()
>	>=	!is.na()	!	&	

See **?base::logic** and **?Comparison** for help.

ARRANGE CASES



arrange(.data, ...) Order rows by values of a column or columns (low to high), use with **desc()** to order from high to low.
arrange(mtcars, mpg)
arrange(mtcars, desc(mpg))

ADD CASES



add_row(.data, ..., .before = NULL, .after = NULL)
Add one or more rows to a table.
add_row(faithful, eruptions = 1, waiting = 1)

Manipulate Variables

EXTRACT VARIABLES

Column functions return a set of columns as a new vector or table.



pull(.data, var = -1) Extract column values as a vector. Choose by name or index.
pull(iris, Sepal.Length)



select(.data, ...)
Extract columns as a table. Also **select_if()**.
select(iris, Sepal.Length, Species)

Use these helpers with **select()**,
e.g. *select(iris, starts_with("Sepal"))*

contains(match)	num_range(prefix, range)	:, e.g. <i>mpg:cyl</i>
ends_with(match)	one_of(...)	-, e.g. <i>-Species</i>
matches(match)	starts_with(match)	

MAKE NEW VARIABLES

These apply **vectorized functions** to columns. Vectorized funs take vectors as input and return vectors of the same length as output (see back).

vectorized function



mutate(.data, ...)
Compute new column(s).
mutate(mtcars, gpm = 1/mpg)



transmute(.data, ...)
Compute new column(s), drop others.
transmute(mtcars, gpm = 1/mpg)



mutate_all(.tbl, .funs, ...) Apply funs to every column. Use with **funs()**. Also **mutate_if()**.
mutate_all(faithful, funs(log(.), log2(.)))
mutate_if(iris, is.numeric, funs(log(.)))



mutate_at(.tbl, .cols, .funs, ...) Apply funs to specific columns. Use with **funs()**, **vars()** and the helper functions for **select()**.
mutate_at(iris, vars(-Species), funs(log(.)))



add_column(.data, ..., .before = NULL, .after = NULL) Add new column(s). Also **add_count()**, **add_tally()**. *add_column(mtcars, new = 1:32)*



rename(.data, ...) Rename columns.
rename(iris, Length = Sepal.Length)



Vector Functions

TO USE WITH MUTATE ()

mutate() and **transmute()** apply vectorized functions to columns to create new columns. Vectorized functions take vectors as input and return vectors of the same length as output.



OFFSETS

`dplyr::lag()` - Offset elements by 1
`dplyr::lead()` - Offset elements by -1

CUMULATIVE AGGREGATES

`dplyr::cumall()` - Cumulative all()
`dplyr::cumany()` - Cumulative any()
cummax() - Cumulative max()
`dplyr::cummean()` - Cumulative mean()
cummin() - Cumulative min()
cumprod() - Cumulative prod()
cumsum() - Cumulative sum()

RANKINGS

`dplyr::cume_dist()` - Proportion of all values <=
`dplyr::dense_rank()` - rank with ties = min, no gaps
`dplyr::min_rank()` - rank with ties = min
`dplyr::ntile()` - bins into n bins
`dplyr::percent_rank()` - min_rank scaled to [0,1]
`dplyr::row_number()` - rank with ties = "first"

MATH

+, **-**, *****, **/**, **^**, **%/%**, **%%** - arithmetic ops
log(), **log2()**, **log10()** - logs
<, **<=**, **>**, **>=**, **!=**, **==** - logical comparisons
`dplyr::between()` - $x \geq \text{left} \ \& \ x \leq \text{right}$
`dplyr::near()` - safe == for floating point numbers

MISC

`dplyr::case_when()` - multi-case if_else()
`dplyr::coalesce()` - first non-NA values by element across a set of vectors
`dplyr::if_else()` - element-wise if() + else()
`dplyr::na_if()` - replace specific values with NA
pmax() - element-wise max()
pmin() - element-wise min()
`dplyr::recode()` - Vectorized switch()
`dplyr::recode_factor()` - Vectorized switch() for factors

Summary Functions

TO USE WITH SUMMARISE ()

summarise() applies summary functions to columns to create a new table. Summary functions take vectors as input and return single values as output.



COUNTS

`dplyr::n()` - number of values/rows
`dplyr::n_distinct()` - # of uniques
sum(!is.na()) - # of non-NA's

LOCATION

mean() - mean, also **mean(!is.na())**
median() - median

LOGICALS

mean() - Proportion of TRUE's
sum() - # of TRUE's

POSITION/ORDER

`dplyr::first()` - first value
`dplyr::last()` - last value
`dplyr::nth()` - value in nth location of vector

RANK

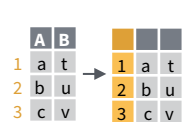
quantile() - nth quantile
min() - minimum value
max() - maximum value

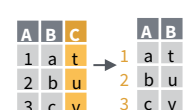
SPREAD

IQR() - Inter-Quartile Range
mad() - median absolute deviation
sd() - standard deviation
var() - variance

Row Names

Tidy data does not use rownames, which store a variable outside of the columns. To work with the rownames, first move them into a column.

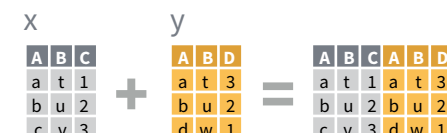
 **rownames_to_column()**
Move row names into col.
`a <- rownames_to_column(iris, var = "C")`

 **column_to_rownames()**
Move col in row names.
`column_to_rownames(a, var = "C")`

Also **has_rownames()**, **remove_rownames()**

Combine Tables

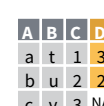
COMBINE VARIABLES





Use **bind_cols()** to paste tables beside each other as they are.

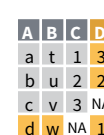
bind_cols(...) Returns tables placed side by side as a single table.
BE SURE THAT ROWS ALIGN.

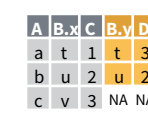
Use a "Mutating Join" to join one table to columns from another, matching values with the rows that they correspond to. Each join retains a different combination of values from the tables.

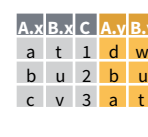
 **left_join(x, y, by = NULL, copy=FALSE, suffix=c(".x",".y"),...)**
Join matching values from y to x.

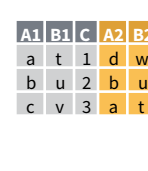
 **right_join(x, y, by = NULL, copy = FALSE, suffix=c(".x",".y"),...)**
Join matching values from x to y.

 **inner_join(x, y, by = NULL, copy = FALSE, suffix=c(".x",".y"),...)**
Join data. Retain only rows with matches.

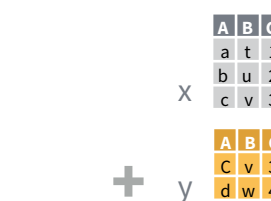
 **full_join(x, y, by = NULL, copy=FALSE, suffix=c(".x",".y"),...)**
Join data. Retain all values, all rows.

 Use **by = c("col1", "col2", ...)** to specify one or more common columns to match on.
`left_join(x, y, by = "A")`


 Use a named vector, **by = c("col1" = "col2")**, to match on columns that have different names in each table.
`left_join(x, y, by = c("C" = "D"))`


 Use **suffix** to specify the suffix to give to unmatched columns that have the same name in both tables.
`left_join(x, y, by = c("C" = "D"), suffix = c("1", "2"))`


COMBINE CASES




Use **bind_rows()** to paste tables below each other as they are.

 **bind_rows(..., .id = NULL)**
Returns tables one on top of the other as a single table. Set .id to a column name to add a column of the original table names (as pictured)

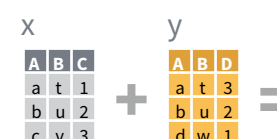
 **intersect(x, y, ...)**
Rows that appear in both x and y.

 **setdiff(x, y, ...)**
Rows that appear in x but not y.


 **union(x, y, ...)**
Rows that appear in x or y. (Duplicates removed). `union_all()` retains duplicates.


Use **setequal()** to test whether two data sets contain the exact same rows (in any order).

EXTRACT ROWS



Use a "Filtering Join" to filter one table against the rows of another.

 **semi_join(x, y, by = NULL, ...)**
Return rows of x that have a match in y. USEFUL TO SEE WHAT WILL BE JOINED.

 **anti_join(x, y, by = NULL, ...)**
Return rows of x that do not have a match in y. USEFUL TO SEE WHAT WILL NOT BE JOINED.